

# CAM-GTF LIMITED

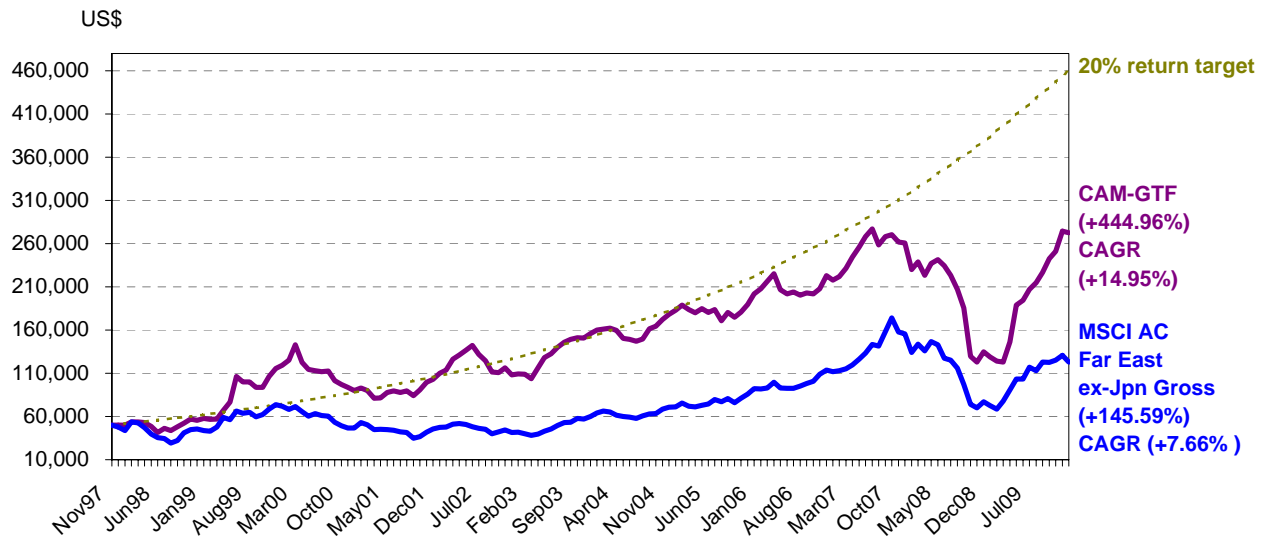
Registered Address:  
Rogers House  
5 President John Kennedy Street,  
Port Louis, Mauritius

Monthly Factsheet

January 2010

MICA (P) 074/12/2009

## CAM-GTF PERFORMANCE VS BENCHMARK INDICES (Note 1)



	Current 31-Jan-10	Inception 30-Nov-97	YTD	1 yr	3 mths	1 mth
CAM-GTF NAV per share (US\$)	272,482	50,000	274,508	129,011	242,595	274,508
CAM-GTF performance	N/A	444.96%	-0.74%	111.21%	12.32%	-0.74%
MSCI AC Far East ex-Jpn Gross [rebased US\$]	N/A	145.59%	-6.11%	68.74%	0.05%	-6.11%
CAM-GTF NAV (US\$m)	205	13	207	101	185	207

Source: Morningstar, Chartered Asset Management Pte Ltd

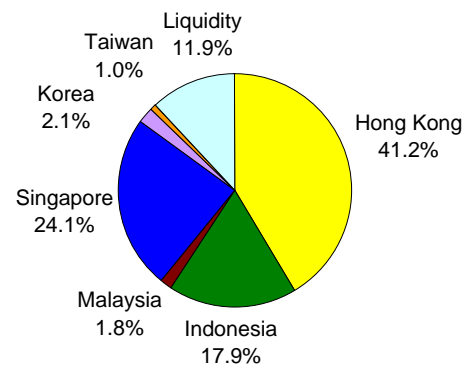
The investment objective of the Fund is to achieve long-term capital appreciation through investment primarily in shares and debt securities (including convertible instruments and warrants) issued by companies listed on the China, Hong Kong, Jakarta, Korea, Malaysia, Philippines, Singapore, Taiwan, Thailand and Vietnam Stock Exchanges.

### FUND INFORMATION

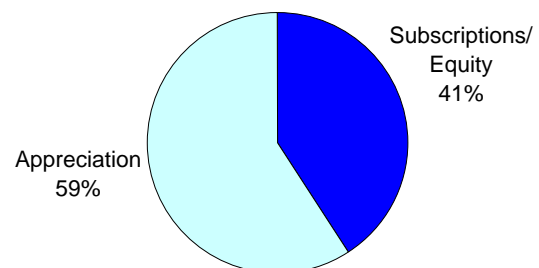
Fund manager :	Chartered Asset Management Pte Ltd
Website :	www.cam.com.sg
Custodian :	HSBC Institutional Trust Services (Mauritius) Ltd
Auditor :	Ernst & Young
Launch date :	7th November 1997
Listing :	Irish Stock Exchange
Domicile :	Mauritius
Fund ISIN code :	MU0156S00150
Fund SEDOL code :	0164649
Price quoted @NAV :	Financial Times (published daily) [www.ft.com]
Management fee :	1% p.a., paid monthly
Performance fee :	10% of profits, high watermark, paid annually
Financial year-end :	June
Performance fee watermark :	US\$202,032.62 (30/06/2006)
Performance fee watermark :	US\$268,278.22 (29/06/2007)
Minimum subscription :	US\$100,000
Subscription/redemption :	Weekly, forward pricing
Subscription/redemption fees :	None
Redemption notice :	14 days. Redemption limit is 10% per valuation day
Income distribution :	None

The information in this publication is intended for the private use of clients and investors and should not be considered as an offer for, or solicitation to deal in the Fund. CAM-GTF expressly disclaims any liability, including incidental or consequential damages arising from errors or omissions in this publication. Investments are not deposits or other obligations of, or guaranteed or insured, and are subject to investment risks, including possible loss to the principal amount invested. Past performance is not necessarily a guarantee to future performance; Net Asset Valuations can go up or down.

### CAM-GTF ASSET ALLOCATION



### NAV REPRESENTED BY



51 Emerald Hill Road, Singapore 229327. Tel: (65) 6835 8866 Fax: (65) 6835 8865 Co Reg No. 199406473R webmaster email: cam@cam.com.sg

Note 1: Effective 30 Sep 2006, the Fund's benchmark has been changed from MSCI AC Far East ex Japan Price to MSCI AC Far East ex Jpn Gross.

The latter includes dividend reinvested while the former does not.