

RAFFLES-ASIA INVESTMENT COMPANY

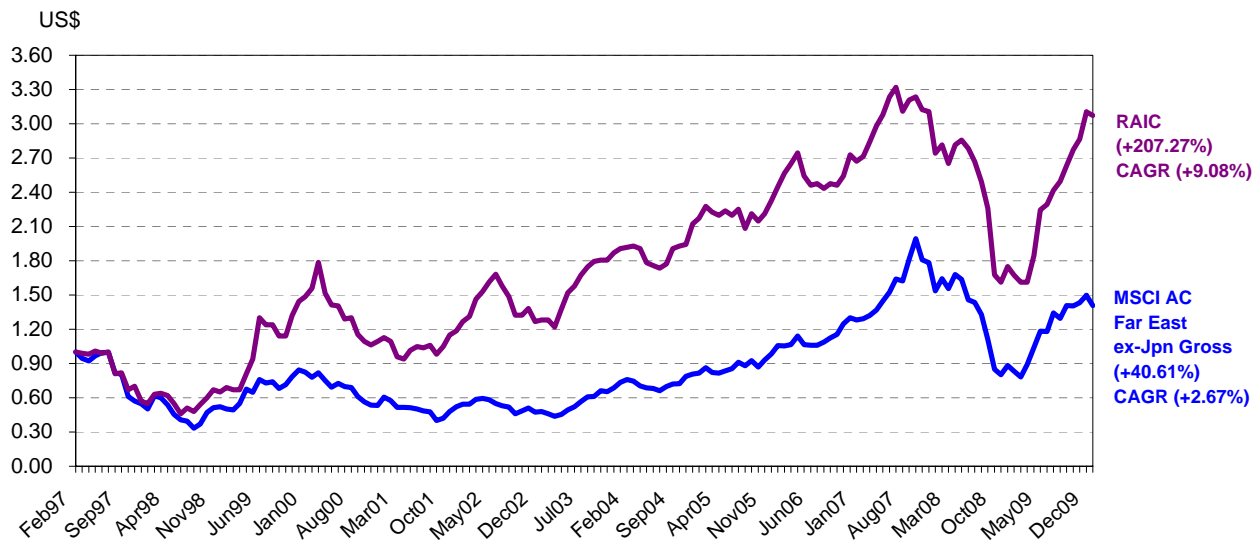
Registered Address:
Rogers House
5 President John Kennedy Street,
Port Louis, Mauritius

Monthly Factsheet

January 2010

MICA (P) 075/12/2009

RAIC PERFORMANCE VS BENCHMARK INDICES (NOTES 1 & 2)



	Current 31-Jan-10	Inception 28-Feb-97	YTD	1 yr	3 mths	1 mth
RAIC NAV per share (US\$) *	1.92	1.00	1.94	1.08	1.79	1.94
RAIC performance	N/A	207.27%	-1.03%	83.63%	10.79%	-1.03%
MSCI AC Far East ex-Jpn Gross[rebased US\$]	N/A	40.61%	-6.11%	68.74%	0.05%	-6.11%
RAIC NAV (US\$m)	62	25	62	34	56	62

*Net of dividends

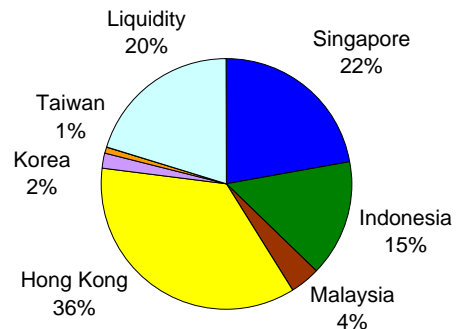
Source: Morningstar, Chartered Asset Management Pte Ltd

The investment objective of the Fund is to achieve long-term capital appreciation plus partial payment of gains via dividends, through investment primarily in shares and debt securities (including convertible instruments and warrants) issued by companies listed on the China, Hong Kong, Jakarta, Korea, Malaysia, Philippines, Singapore, Taiwan, Thailand and Vietnam Stock Exchanges.

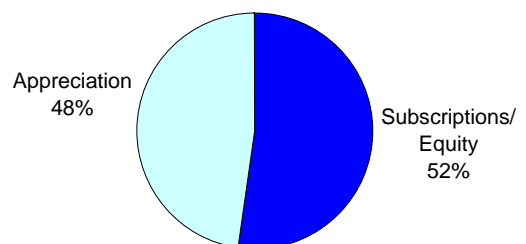
FUND INFORMATION

Fund manager :	Chartered Asset Management Pte Ltd
Website :	www.cam.com.sg
Custodian :	HSBC Institutional Trust Services (Asia) Limited
Auditor :	Ernst & Young
Launch date :	20th December 1996
Domicile :	Registered in Mauritius by way of continuation from Cayman Islands on 08 Aug 2006
Fund SEDOL code :	0725433
Price quoted @NAV :	Financial Times (published daily) [www.ft.com]
Financial year-end :	June
Management fee :	1% p.a. paid monthly
Performance fee :	10% of profits, high watermark, paid annually
Performance fee watermark :	US\$1.83 (30/06/2006)
Performance fee watermark :	US\$2.30 (30/06/2007)
Dividend :	Declared & paid for FY 2007 : USD 0.081449 Declared & paid for FY 2008 : USD 0.072148 Declared & paid for FY 2009 : USD 0.058875
Income distribution :	Aggregate of interest and dividend income and 25% of net realised capital gains (namely net of all expenses)

RAIC ASSET ALLOCATION



NAV REPRESENTED BY



The information in this publication is intended for the private use of clients and investors and should not be considered as an offer for, or solicitation to deal in the Fund. Raffles-Asia Investment Company expressly disclaims any liability, including incidental or consequential damages arising from errors or omissions in this publication. Investments are not deposits or other obligations of, or guaranteed or insured, and are subject to investment risks, including possible loss to the principal amount invested. Past performance is not necessarily a guarantee to future performance; Net Asset Valuations can go up or down.

Note 1: Performance returns are computed on a NAV basis with dividends reinvested and reflected in the graph.

Note 2: Effective 30 Aug 2006, the Fund's benchmark has been changed from MSCI AC Far East ex Japan Price to MSCI AC Far East ex Jpn Gross. The latter includes dividend reinvested while the former does not.